

PMP Exam Practice Test Results by Rafi Peltekian

| | | X | X | X | | X | | X | X | X |
|----------------|------------|-------------|-----------|-----------|-----------|-----------|-----------|-----------|-----------|-------------|
| Rita's Book | Framework | Integration | Scope | Time | Cost | Quality | HR | Comm. | Risk | Procurement |
| 1 | 100 | 90 | 95 | 85 | 89 | 71 | 60 | 92 | 75 | 61 |
| 2 | 100 | 100 | 100 | 89 | 96 | 86 | 80 | 85 | 80 | 96 |
| 3 | | 95 | 100 | 100 | | 100 | 80 | 100 | 70 | |
| 4 | | | | | | | 100 | 95 | 90 | |
| 5 | | | | | | | 100 | | | |
| 6 | | | | | | | | | | |
| 7 | | | | | | | | | | |
| 8 | | | | | | | | | | |
| 9 | | | | | | | | | | |
| 10 | | | | | | | | | | |
| Average | 100 | 95 | 98 | 91 | 93 | 86 | 84 | 93 | 79 | 79 |

| Average |
|---------|
| 82 |
| 91 |
| 92 |
| 95 |
| 100 |
| #DIV/0! |
| #DIV/0! |
| #DIV/0! |
| #DIV/0! |
| #DIV/0! |
| #DIV/0! |

| Total Ave |
|-----------|
| 68 |
| 88 |
| 94 |
| 96 |
| #DIV/0! |
| #DIV/0! |
| #DIV/0! |
| #DIV/0! |
| #DIV/0! |
| #DIV/0! |

| Leroy's Book | Integration | Scope | Time | Cost | Quality | HR | Comm. | Risk | Procurement | Professional | Average |
|----------------|-------------|-----------|-----------|-----------|-----------|-----------|-----------|-----------|-------------|--------------|---------|
| 1 | 53 | 55 | 50 | 53 | 60 | 70 | 58 | 60 | 65 | 53 | 58 |
| 2 | 83 | 88 | 85 | 93 | 83 | 98 | 88 | 90 | 98 | 95 | 90 |
| 3 | 90 | 100 | 98 | 95 | 85 | 95 | 98 | 90 | | | 94 |
| 4 | 85 | 98 | 88 | | 98 | | 98 | 93 | | | 93 |
| 5 | 100 | 95 | | | | | | | | | 98 |
| 6 | | | | | | | | | | | #DIV/0! |
| 7 | | | | | | | | | | | #DIV/0! |
| 8 | | | | | | | | | | | #DIV/0! |
| 9 | | | | | | | | | | | |
| 10 | | | | | | | | | | | |
| Average | 82 | 87 | 80 | 80 | 82 | 88 | 86 | 83 | 82 | 74 | |

| Rita's Q&A | Framework | Integration | Scope | Time | Cost | Quality | HR | Comm. | Risk | Procurement |
|----------------|-----------|-------------|-----------|-----------|-----------|-----------|-----------|-----------|-----------|-------------|
| 1 | 74 | 63 | 91 | 76 | 33 | 75 | 64 | 50 | 55 | 56 |
| 2 | 82 | 63 | 100 | 71 | 92 | 67 | 91 | 83 | 100 | 89 |
| 3 | 95 | 88 | 100 | 100 | 100 | 100 | 100 | 100 | 100 | 89 |
| 4 | | 100 | | | | 100 | 100 | 100 | | 100 |
| 5 | | | | | | | | | | |
| 6 | | | | | | | | | | |
| 7 | | | | | | | | | | |
| 8 | | | | | | | | | | |
| 9 | | | | | | | | | | |
| 10 | | | | | | | | | | |
| Average | 84 | 79 | 97 | 82 | 75 | 86 | 89 | 83 | 85 | 84 |

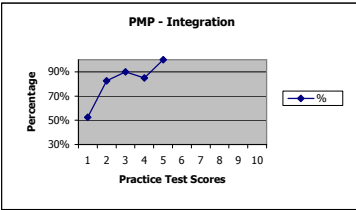
| Average |
|---------|
| 64 |
| 84 |
| 97 |
| 100 |
| #DIV/0! |
| #DIV/0! |
| #DIV/0! |
| #DIV/0! |
| #DIV/0! |
| #DIV/0! |

| Total Ave | | | | | | | | |
|-----------|----|----|----|----|----|----|----|----|
| 87 | 94 | 85 | 83 | 84 | 87 | 87 | 82 | 81 |

Integration 40

| | date | % correct | # correct |
|----|------|-----------|-----------|
| 1 | 4/17 | 53% | 21 |
| 2 | 4/19 | 83% | 33 |
| 3 | 5/6 | 90% | 36 |
| 4 | 5/23 | 85% | 34 |
| 5 | 5/27 | 100% | 40 |
| 6 | | | |
| 7 | | | |
| 8 | | | |
| 9 | | | |
| 10 | | | |

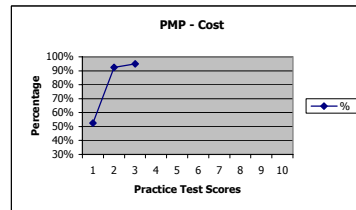
Average 82% 33



Cost 40

| | date | % correct | # correct |
|----|------|-----------|-----------|
| 1 | 4/24 | 53% | 21 |
| 2 | 4/25 | 93% | 37 |
| 3 | 5/22 | 95% | 38 |
| 4 | | | |
| 5 | | | |
| 6 | | | |
| 7 | | | |
| 8 | | | |
| 9 | | | |
| 10 | | | |

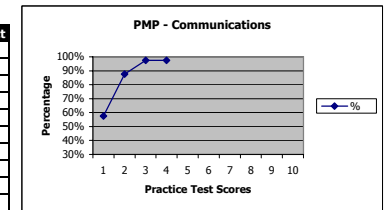
Average 80% 32
Quality 40



Communications 40

| | date | % correct | # correct |
|----|------|-----------|-----------|
| 1 | 4/29 | 58% | 23 |
| 2 | 5/3 | 88% | 35 |
| 3 | 5/16 | 98% | 39 |
| 4 | 5/27 | 98% | 39 |
| 5 | | | |
| 6 | | | |
| 7 | | | |
| 8 | | | |
| 9 | | | |
| 10 | | | |

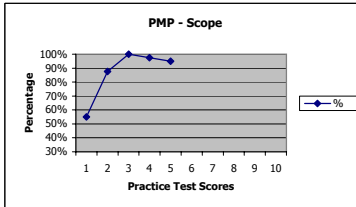
Average 85% 34



Scope 40

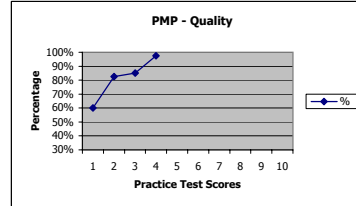
| | date | % correct | # correct |
|----|------|-----------|-----------|
| 1 | 4/15 | 55% | 22 |
| 2 | 4/22 | 88% | 35 |
| 3 | 5/13 | 100% | 40 |
| 4 | 5/30 | 98% | 39 |
| 5 | 6/17 | 95% | 38 |
| 6 | | | |
| 7 | | | |
| 8 | | | |
| 9 | | | |
| 10 | | | |

Average 87% 35



| | date | % correct | # correct |
|----|------|-----------|-----------|
| 1 | 4/26 | 60% | 24 |
| 2 | 4/30 | 83% | 33 |
| 3 | 5/17 | 85% | 34 |
| 4 | 5/25 | 98% | 39 |
| 5 | | | |
| 6 | | | |
| 7 | | | |
| 8 | | | |
| 9 | | | |
| 10 | | | |

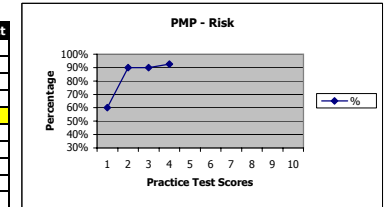
Average 81% 33



Risk 40

| | date | % correct | # correct |
|----|------|-----------|-----------|
| 1 | 5/2 | 60% | 24 |
| 2 | 5/15 | 90% | 36 |
| 3 | 5/26 | 90% | 36 |
| 4 | 6/5 | 93% | 37 |
| 5 | | | |
| 6 | | | |
| 7 | | | |
| 8 | | | |
| 9 | | | |
| 10 | | | |

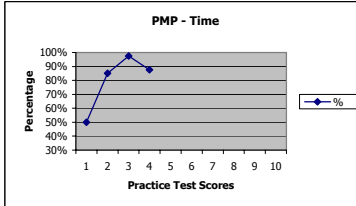
Average 83% 33



Time 40

| | date | % correct | # correct |
|----|------|-----------|-----------|
| 1 | 4/17 | 50% | 20 |
| 2 | 4/23 | 85% | 34 |
| 3 | 5/13 | 98% | 39 |
| 4 | 5/30 | 88% | 35 |
| 5 | | | |
| 6 | | | |
| 7 | | | |
| 8 | | | |
| 9 | | | |
| 10 | | | |

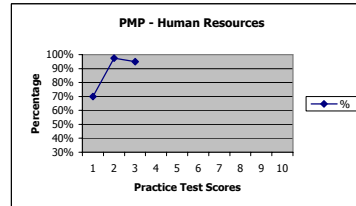
Average 80% 32



Human Resources 40

| | date | % correct | # correct |
|----|------|-----------|-----------|
| 1 | 4/22 | 70% | 28 |
| 2 | 4/25 | 98% | 39 |
| 3 | 5/24 | 95% | 38 |
| 4 | | | |
| 5 | | | |
| 6 | | | |
| 7 | | | |
| 8 | | | |
| 9 | | | |
| 10 | | | |

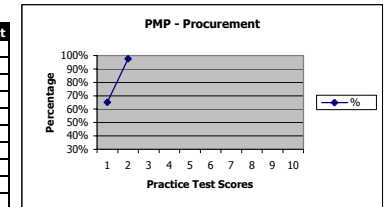
Average 88% 35



Procurement 40

| | date | % correct | # correct |
|----|------|-----------|-----------|
| 1 | 5/9 | 65% | 26 |
| 2 | 5/20 | 98% | 39 |
| 3 | | | |
| 4 | | | |
| 5 | | | |
| 6 | | | |
| 7 | | | |
| 8 | | | |
| 9 | | | |
| 10 | | | |

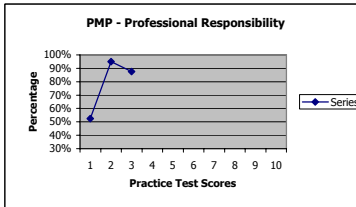
Average 81% 33



Professional 40

| | date | % correct | # correct |
|----|------|-----------|-----------|
| 1 | 5/2 | 53% | 21 |
| 2 | 5/21 | 95% | 38 |
| 3 | 6/11 | 88% | 35 |
| 4 | | | |
| 5 | | | |
| 6 | | | |
| 7 | | | |
| 8 | | | |
| 9 | | | |
| 10 | | | |


Average 78% 31



Framework 14

| | date | % correct | # correct |
|----|------|-----------|-----------|
| 1 | 5/7 | 100% | 14 |
| 2 | 5/22 | 100% | 14 |
| 3 | | | |
| 4 | | | |
| 5 | | | |
| 6 | | | |
| 7 | | | |
| 8 | | | |
| 9 | | | |
| 10 | | | |

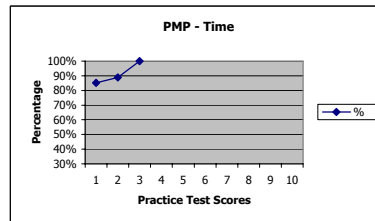
Average 100% 14



Time 27

| | date | % correct | # correct |
|----|------|-----------|-----------|
| 1 | 4/23 | 85% | 23 |
| 2 | 5/1 | 89% | 24 |
| 3 | 5/13 | 100% | 27 |
| 4 | | | |
| 5 | | | |
| 6 | | | |
| 7 | | | |
| 8 | | | |
| 9 | | | |
| 10 | | | |

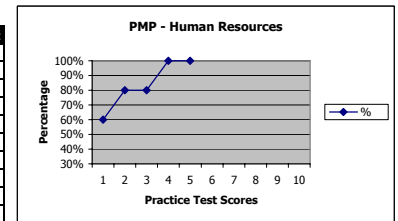
Average 91% 25



Human Resources 10

| | date | % correct | # correct |
|----|------|-----------|-----------|
| 1 | 4/22 | 60% | 6 |
| 2 | 4/29 | 80% | 8 |
| 3 | 5/20 | 80% | 8 |
| 4 | 5/21 | 100% | 10 |
| 5 | 5/24 | 100% | 10 |
| 6 | | | |
| 7 | | | |
| 8 | | | |
| 9 | | | |
| 10 | | | |


Average 84% 8



Integration 20

| | date | % correct | # correct |
|----|------|-----------|-----------|
| 1 | 4/22 | 90% | 18 |
| 2 | 5/6 | 100% | 20 |
| 3 | 5/21 | 95% | 19 |
| 4 | | | |
| 5 | | | |
| 6 | | | |
| 7 | | | |
| 8 | | | |
| 9 | | | |
| 10 | | | |

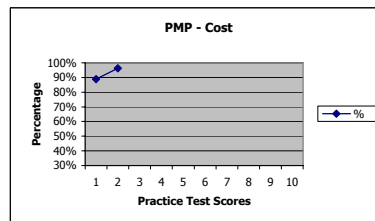
Average 95% 19



Cost 27

| | date | % correct | # correct |
|----|------|-----------|-----------|
| 1 | 4/23 | 89% | 24 |
| 2 | 5/21 | 96% | 26 |
| 3 | | | |
| 4 | | | |
| 5 | | | |
| 6 | | | |
| 7 | | | |
| 8 | | | |
| 9 | | | |
| 10 | | | |

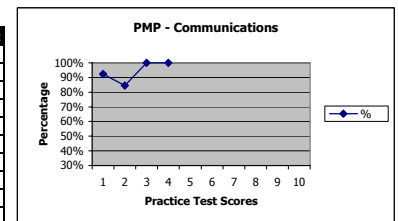
Average 93% 25



Communications 13

| | date | % correct | # correct |
|----|------|-----------|-----------|
| 1 | 4/29 | 92% | 12 |
| 2 | 5/3 | 85% | 11 |
| 3 | 5/15 | 100% | 13 |
| 4 | 5/23 | 100% | 13 |
| 5 | | | |
| 6 | | | |
| 7 | | | |
| 8 | | | |
| 9 | | | |
| 10 | | | |

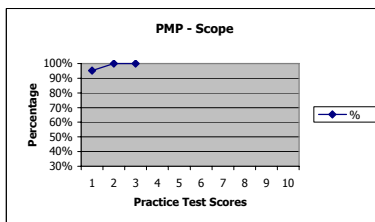
Average 94% 12



Scope 21

| | date | % correct | # correct |
|----|------|-----------|-----------|
| 1 | 4/29 | 95% | 20 |
| 2 | 5/13 | 100% | 21 |
| 3 | 5/20 | 100% | 21 |
| 4 | | | |
| 5 | | | |
| 6 | | | |
| 7 | | | |
| 8 | | | |
| 9 | | | |
| 10 | | | |

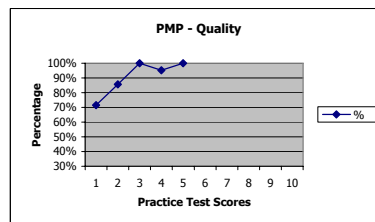
Average 98% 21



Quality 21

| | date | % correct | # correct |
|----|------|-----------|-----------|
| 1 | 5/1 | 71% | 15 |
| 2 | 5/8 | 86% | 18 |
| 3 | 5/9 | 100% | 21 |
| 4 | 5/16 | 95% | 20 |
| 5 | 5/25 | 100% | 21 |
| 6 | | | |
| 7 | | | |
| 8 | | | |
| 9 | | | |
| 10 | | | |

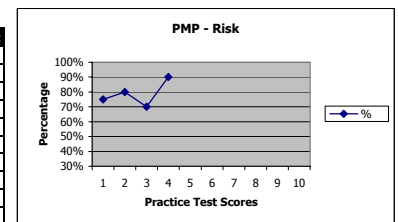
Average 90% 19



Risk 20

| | date | % correct | # correct |
|----|------|-----------|-----------|
| 1 | 5/1 | 75% | 15 |
| 2 | 5/14 | 80% | 16 |
| 3 | 5/23 | 70% | 14 |
| 4 | 5/26 | 90% | 18 |
| 5 | | | |
| 6 | | | |
| 7 | | | |
| 8 | | | |
| 9 | | | |
| 10 | | | |

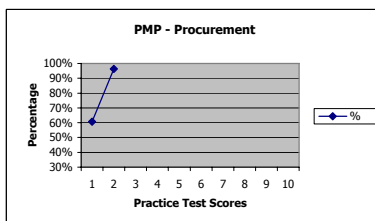
Average 79% 16



Procurement 28

| | date | % correct | # correct |
|----|------|-----------|-----------|
| 1 | 5/8 | 61% | 17 |
| 2 | 5/19 | 96% | 27 |
| 3 | | | |
| 4 | | | |
| 5 | | | |
| 6 | | | |
| 7 | | | |
| 8 | | | |
| 9 | | | |
| 10 | | | |


Average 79% 22



Framework 39

| | date | % correct | # correct |
|----|------|-----------|-----------|
| 1 | 5/7 | 74% | 29 |
| 2 | 5/21 | 82% | 32 |
| 3 | 5/24 | 95% | 37 |
| 4 | | | |
| 5 | | | |
| 6 | | | |
| 7 | | | |
| 8 | | | |
| 9 | | | |
| 10 | | | |

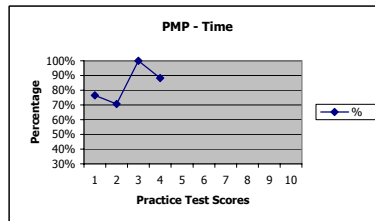
Average 84% 33



Time 17

| | date | % correct | # correct |
|----|------|-----------|-----------|
| 1 | 5/1 | 76% | 13 |
| 2 | 5/13 | 71% | 12 |
| 3 | 5/14 | 100% | 17 |
| 4 | 5/22 | 88% | 15 |
| 5 | | | |
| 6 | | | |
| 7 | | | |
| 8 | | | |
| 9 | | | |
| 10 | | | |

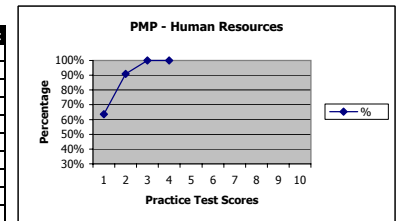
Average 84% 14



Human Resources 11

| | date | % correct | # correct |
|----|------|-----------|-----------|
| 1 | 5/1 | 64% | 7 |
| 2 | 5/20 | 91% | 10 |
| 3 | 5/22 | 100% | 11 |
| 4 | 5/24 | 100% | 11 |
| 5 | | | |
| 6 | | | |
| 7 | | | |
| 8 | | | |
| 9 | | | |
| 10 | | | |


Average 89% 10



Integration 16

| | date | % correct | # correct |
|----|------|-----------|-----------|
| 1 | 5/6 | 63% | 10 |
| 2 | 5/20 | 63% | 10 |
| 3 | 5/21 | 88% | 14 |
| 4 | 5/22 | 100% | 16 |
| 5 | | | |
| 6 | | | |
| 7 | | | |
| 8 | | | |
| 9 | | | |
| 10 | | | |

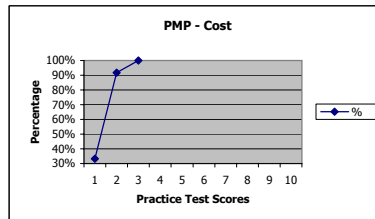
Average 78% 13



Cost 12

| | date | % correct | # correct |
|----|------|-----------|-----------|
| 1 | 5/6 | 33% | 4 |
| 2 | 5/7 | 92% | 11 |
| 3 | 5/22 | 100% | 12 |
| 4 | | | |
| 5 | | | |
| 6 | | | |
| 7 | | | |
| 8 | | | |
| 9 | | | |
| 10 | | | |

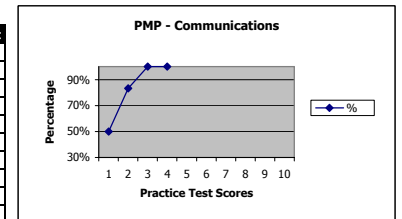
Average 75% 9



Communications 12

| | date | % correct | # correct |
|----|------|-----------|-----------|
| 1 | 4/29 | 50% | 6 |
| 2 | 5/3 | 83% | 10 |
| 3 | 5/15 | 100% | 12 |
| 4 | 5/23 | 100% | 12 |
| 5 | | | |
| 6 | | | |
| 7 | | | |
| 8 | | | |
| 9 | | | |
| 10 | | | |

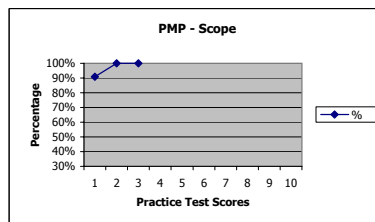
Average 83% 10



Scope 11

| | date | % correct | # correct |
|----|------|-----------|-----------|
| 1 | 4/29 | 91% | 10 |
| 2 | 5/13 | 100% | 11 |
| 3 | 5/22 | 100% | 11 |
| 4 | | | |
| 5 | | | |
| 6 | | | |
| 7 | | | |
| 8 | | | |
| 9 | | | |
| 10 | | | |

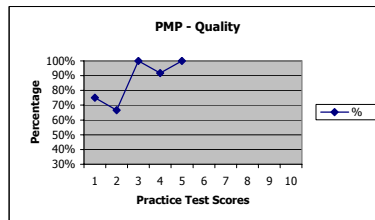
Average 97% 11



Quality 12

| | date | % correct | # correct |
|----|------|-----------|-----------|
| 1 | 5/1 | 75% | 9 |
| 2 | 5/8 | 67% | 8 |
| 3 | 5/9 | 100% | 12 |
| 4 | 5/16 | 92% | 11 |
| 5 | 5/23 | 100% | 12 |
| 6 | | | |
| 7 | | | |
| 8 | | | |
| 9 | | | |
| 10 | | | |

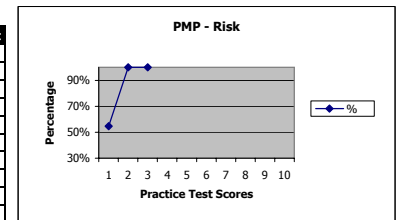
Average 87% 10



Risk 11

| | date | % correct | # correct |
|----|------|-----------|-----------|
| 1 | 5/2 | 55% | 6 |
| 2 | 5/15 | 100% | 11 |
| 3 | 5/23 | 100% | 11 |
| 4 | | | |
| 5 | | | |
| 6 | | | |
| 7 | | | |
| 8 | | | |
| 9 | | | |
| 10 | | | |

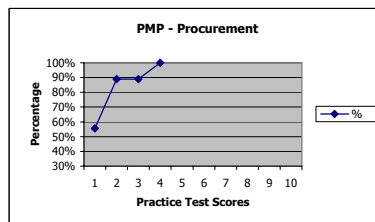
Average 85% 9



Procurement 9

| | date | % correct | # correct |
|----|------|-----------|-----------|
| 1 | 5/8 | 56% | 5 |
| 2 | 5/19 | 89% | 8 |
| 3 | 5/22 | 89% | 8 |
| 4 | 5/23 | 100% | 9 |
| 5 | | | |
| 6 | | | |
| 7 | | | |
| 8 | | | |
| 9 | | | |
| 10 | | | |

Average 83% 8



Leroy Answer Sheet

Subject:

| | | Marked | Answer | comments |
|------------|---------|--------|--------|----------|
| 1 | a b c d | | | |
| 2 | a b c d | | | |
| 3 | a b c d | | | |
| 4 | a b c d | | | |
| 5 | a b c d | | | |
| 6 | a b c d | | | |
| 7 | a b c d | | | |
| 8 | a b c d | | | |
| 9 | a b c d | | | |
| 10 | a b c d | | | |
| 11 | a b c d | | | |
| 12 | a b c d | | | |
| 13 | a b c d | | | |
| 14 | a b c d | | | |
| 15 | a b c d | | | |
| 16 | a b c d | | | |
| 17 | a b c d | | | |
| 18 | a b c d | | | |
| 19 | a b c d | | | |
| 20 | a b c d | | | |
| 21 | a b c d | | | |
| 22 | a b c d | | | |
| 23 | a b c d | | | |
| 24 | a b c d | | | |
| 25 | a b c d | | | |
| 26 | a b c d | | | |
| 27 | a b c d | | | |
| 28 | a b c d | | | |
| 29 | a b c d | | | |
| 30 | a b c d | | | |
| 31 | a b c d | | | |
| 32 | a b c d | | | |
| 33 | a b c d | | | |
| 34 | a b c d | | | |
| 35 | a b c d | | | |
| 36 | a b c d | | | |
| 37 | a b c d | | | |
| 38 | a b c d | | | |
| 39 | a b c d | | | |
| 40 | a b c d | | | |
| Percentage | | | | |

Rita Answer Sheet

Subject:

- 1 a b c d
- 2 a b c d
- 3 a b c d
- 4 a b c d
- 5 a b c d
- 6 a b c d
- 7 a b c d
- 8 a b c d
- 9 a b c d
- 10 a b c d
- 11 a b c d
- 12 a b c d
- 13 a b c d
- 14 a b c d
- 15 a b c d
- 16 a b c d
- 17 a b c d
- 18 a b c d
- 19 a b c d
- 20 a b c d
- 21 a b c d
- 22 a b c d
- 23 a b c d
- 24 a b c d
- 25 a b c d

- 1 a b c d
- 2 a b c d
- 3 a b c d
- 4 a b c d
- 5 a b c d
- 6 a b c d
- 7 a b c d
- 8 a b c d
- 9 a b c d
- 10 a b c d
- 11 a b c d
- 12 a b c d
- 13 a b c d
- 14 a b c d
- 15 a b c d
- 16 a b c d
- 17 a b c d
- 18 a b c d
- 19 a b c d
- 20 a b c d
- 21 a b c d
- 22 a b c d
- 23 a b c d
- 24 a b c d
- 25 a b c d

- 1 a b c d
- 2 a b c d
- 3 a b c d
- 4 a b c d
- 5 a b c d
- 6 a b c d
- 7 a b c d
- 8 a b c d
- 9 a b c d
- 10 a b c d
- 11 a b c d
- 12 a b c d
- 13 a b c d
- 14 a b c d
- 15 a b c d
- 16 a b c d
- 17 a b c d
- 18 a b c d
- 19 a b c d
- 20 a b c d
- 21 a b c d
- 22 a b c d
- 23 a b c d
- 24 a b c d
- 25 a b c d

- 1 a b c d
- 2 a b c d
- 3 a b c d
- 4 a b c d
- 5 a b c d
- 6 a b c d
- 7 a b c d
- 8 a b c d
- 9 a b c d
- 10 a b c d
- 11 a b c d
- 12 a b c d
- 13 a b c d
- 14 a b c d
- 15 a b c d
- 16 a b c d
- 17 a b c d
- 18 a b c d
- 19 a b c d
- 20 a b c d
- 21 a b c d
- 22 a b c d
- 23 a b c d
- 24 a b c d
- 25 a b c d

- 1 a b c d
- 2 a b c d
- 3 a b c d
- 4 a b c d
- 5 a b c d
- 6 a b c d
- 7 a b c d
- 8 a b c d
- 9 a b c d
- 10 a b c d
- 11 a b c d
- 12 a b c d
- 13 a b c d
- 14 a b c d
- 15 a b c d
- 16 a b c d
- 17 a b c d
- 18 a b c d
- 19 a b c d
- 20 a b c d
- 21 a b c d
- 22 a b c d
- 23 a b c d
- 24 a b c d
- 25 a b c d

